



Welcome to TUC Webconf tu-c.de/webconf

For further information visit tu-c.de/webconf-doku

In case of questions or issues contact us via support@rz.tu-clausthal.de

The German copyright law applies to all contents of the video conferences.

Video conferences are carried out by the initiators in the context of business meetings or courses at Clausthal University of Technology.

- Recordings, reproductions (§ 16 UrhG),
- distributions (§17 UrhG) or
- making them publicly accessible (§19a UrhG)

of the videoconference contents are only permitted with the written permission of the initiator of the respective videoconference.



Main functions

Click there for e.g. to display the conference in full screen (als Vollbild darstellen), end the conference (Konferenz beenden) or to leave the conference (Ausloggen).



Public Chat

Send public messages.



Shared Notes

Create exportable text together.



Actions

As a presenter you can:
Start polls,
Upload presentations,
Share external videos.



Mute

Reduce noise by switching on the microphone only on when you are speaking.



Webcam

Video transmissions generate a high load on the end-user devices. Switch off the camera in conferences with many participants.



SCREEN SHARING

As a presenter, you can share your own screen. Open Internet pages in a new window first.



MULTI-USER WHITEBOARD

You can use the interactive whiteboard with all participants.



TU Clausthal



I+T1: Mine your lecture first

Approach for a quick transition towards digital education

SOMP Education Webinar Series

“Opportunities & Challenges for Transition to eLearning”

Angela Binder, M.Sc.

SOMP-Community, 25.06.2020



Quick guide through our rules

- **Participate actively**
- Keep your microphone muted when you are not speaking
- If you have a question: raise your hand (status) or put the question in the chat
 - Q&A block at the end (Questions are collected also in the shared notes)
 - Optional extended discussion session after the webinar
- **Participate actively**



Alright? Set your status to „Thumbs up“



all



quick



Change
status

Where are we now and where are we coming from?



Alexandra Finley
@AlexJFinley

Admin in 2020: please be prepared to teach online, in person, both simultaneously, on a moving train, while juggling, in a burning building, under the sea, during a wrestling match with a T-Rex, as a hologram, and riding a unicorn. Also be safe and we value you.

5:37 PM · 2020-06-23 · [Twitter for iPhone](#)

Wer ist heute dabei?

Who is there today?

¿Quién está ahí hoy?

Chi è là?

今天谁在那儿？



Where are you?



all



quick



- a) Australia / Oceania
- b) Asia
- c) Africa
- d) Europe
- e) America



What is the time?



all



quick



- a) Late at night
- b) Evening
- c) Afternoon
- d) Late morning
- e) Early Morning



How is the COVID19 situation at your place?



all



quick



- a) Total lock-down
- b) Major limitations in movement
- c) Minor limitations in movement
- d) Only small limitation like Hygiene measures
- e) Back to normal / What's COVID?



How far are you in the semester/term?



all



quick



- a) Semester is over
- b) Only Exams left
- c) Semester is ending slowly
- d) Middle of the term
- e) New semester is starting



How will teaching-learning situation be in the next semester?
(excluding exams)



all



quick

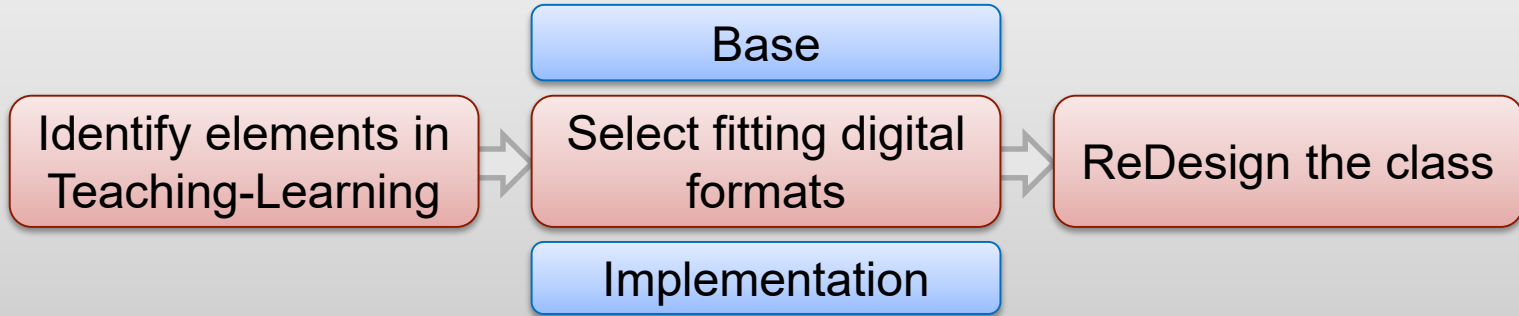


- a) Normal with real classrooms
- b) Hybrid: Combi Digital – Normal with free choice
- c) Hybrid: Combi Digital – Normal only in special cases
- d) 100% digital without contact



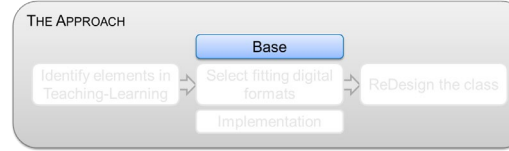
HOW TO SWITCH YOUR CLASS EFFECTIVELY TO DIGITAL?

THE APPROACH

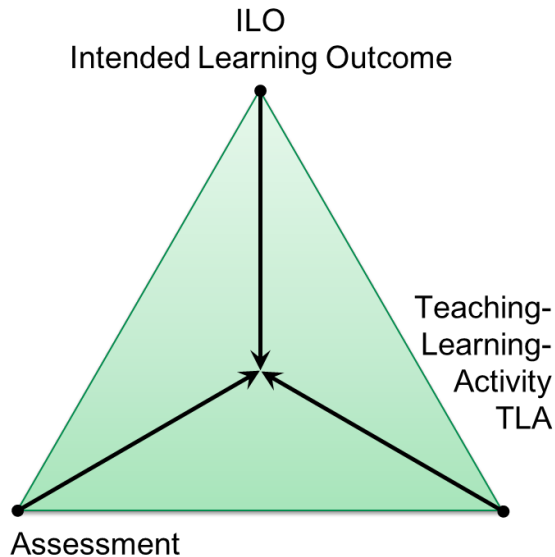


HOW TO SWITCH YOUR CLASS EFFECTIVELY TO DIGITAL?

Supporting documents: <https://www.bergbau.tu-clausthal.de/en/sompwebinare/>




Base: Constructive Alignment



**What we do in class (TLA)
leads the student to the goals (ILO)
Which we assess**

**Digitization changes the TLA...
...so what do we (students / teacher) do?**



Analysis of teaching-learning elements

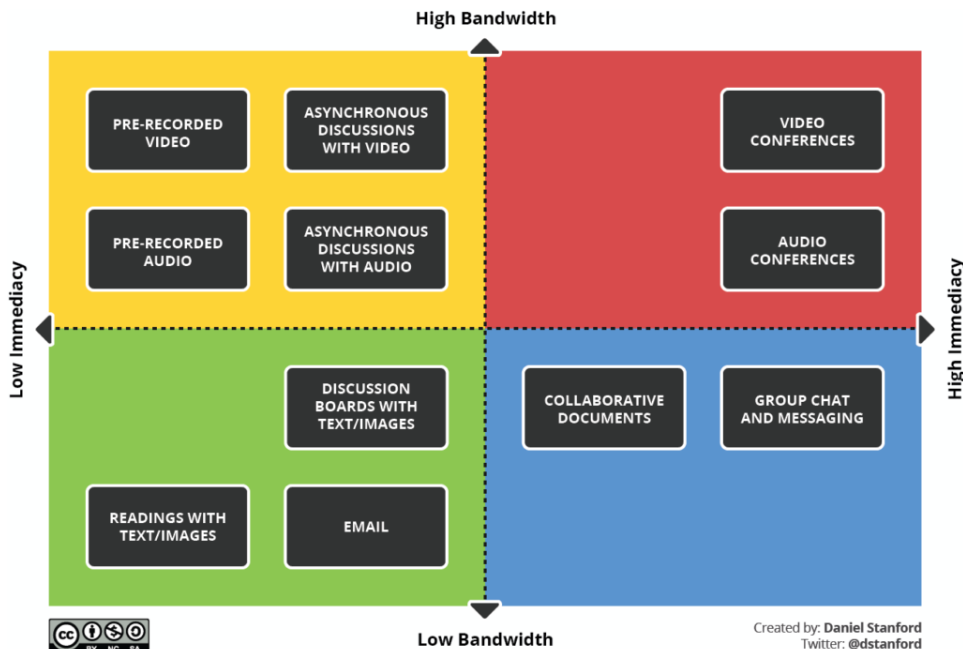
Self-study	directed / independent	0-1
Input	Speech / Presentation of results	1
Questions	Students asks / teacher asks	2
Discussion / Interaction	together / group work	1-3
Feedback	to / from students	1

→ Table 1
 Actions differentiated based on the
 actions of students and teachers

CM: Number of
 Communication ways

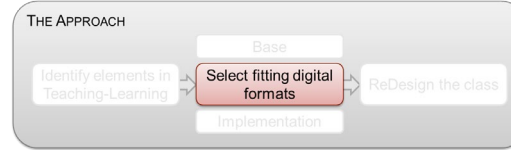


How to do this digitally? Selection of media



High flexibility and accessibility through asynchronous activities with low bandwidths

Targeted use of synchronous actions with high bandwidth with didactic added value



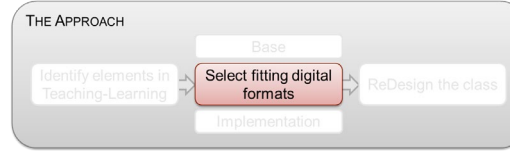
Select fitting digital formats

Recording	Sound, Text, Picture, Sketches	1	H
Tasks	With...without solution	1,5-2	H-M
Structures	Order, hierarchies, relationships	1	H
Interactions	Synchronous, asynchronous, main direction	1-3	M-F

→ Table 2: List of digital media

CM: Number of
Communication ways


Flexibility: **High**,
Medium, **Fixed times**



Select fitting digital formats

		Recording sound	Recording of static text	Recording dynamic text-image	Recording dynamic sketch	Recording dynamic human tasks with a clear solution	tasks with a type of solution	tasks free/ without solution	tasks with correction	Structure sequence of elements	Structure Hierarchia	Structure relationship (causal)	Interaction platform directly, on both sides	Interaction platform delayed, on both sides	Interaction platform directly, one direction T->S	interaction platform directly, one direction S->T	interaction platform delayed, one direction T->S	interaction platform delayed, one direction S->T	Interaction platform delayed, T--S--S	
		1	2	3	4	5	6	7	8	9	10	11	12	13	14	15	16	17	18	19
Self-study with path	a	v	v	v	v	v	v	v	v	v	v	v	v	n	m	n	n	m	m	m
Self-study without a path	b	v	v	v	v	v	v	v	v	v	m	v	v	n	n	n	n	n	n	n
Input lecture	c	v	v	v	v	v	v	v	v	v	v	v	v	m	m	m	n	n	n	n
Input presentation of results	d	m	m	m	m	n	n	n	n	n	n	n	m	m	n	y	n	v	m	
Input mutual explanation	e	m	m	m	m	m	n	n	n	n	n	n	y	n	n	n	n	n	y	
Questions of demand	f	n	n	n	n	n	n	n	n	n	n	n	y	n	m	n	n	m	y	
Questions Questioning	g	m	m	m	m	m	y	v	v	v	n	n	y	v	n	n	n	n	n	
Discussion/ Interaction Together	h	n	n	n	n	n	n	n	n	n	n	n	n	y	m	n	n	n	n	
Discussion/ Interaction Group work	i	n	n	n	n	n	n	n	n	n	n	n	y	m	n	m	n	m	n	
Feedback to students	j	n	n	n	n	n	y	v	v	v	n	n	n	y	m	n	m	n	n	
Feedback from students	k	n	n	n	n	n	m	m	n	m	n	n	y	v	n	m	n	m	m	
Moodle		v	v	v	v	v	v	v	v	m	y	v	v	n	n	n	n	y	v	
Stud.IP		v	v	v	v	m	m	m	y	m	m	m	n	v	n	n	n	n	v	
Recording of lectures		v	v	v	v	m	m	m	n	m	m	m	n	n	n	n	n	n	n	
Video conferencing		v	v	v	v	v	v	v	v	v	v	v	y	v	v	v	v	v	v	
Scripts, literature, task lists		n	v	n	n	n	m	m	m	m	m	m	n	n	n	n	n	n	n	

→ Table 4: Combinations

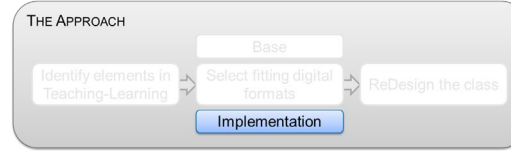


ReDesign the course

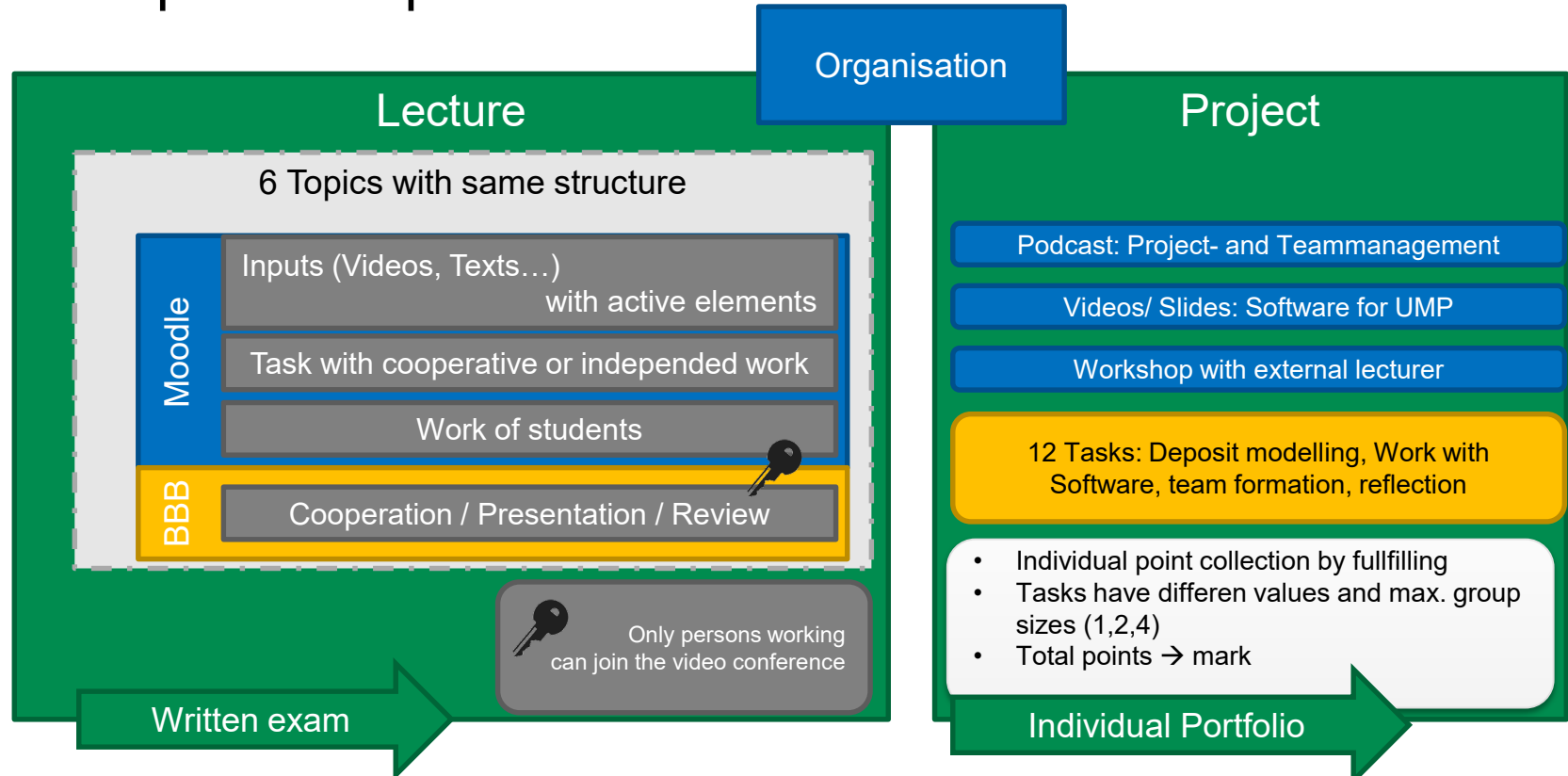
Bring together the formats in a class and connect them on a platform

- Don't forget about structure and delivery
- Students are not in your head
- Make the way(s) transparent

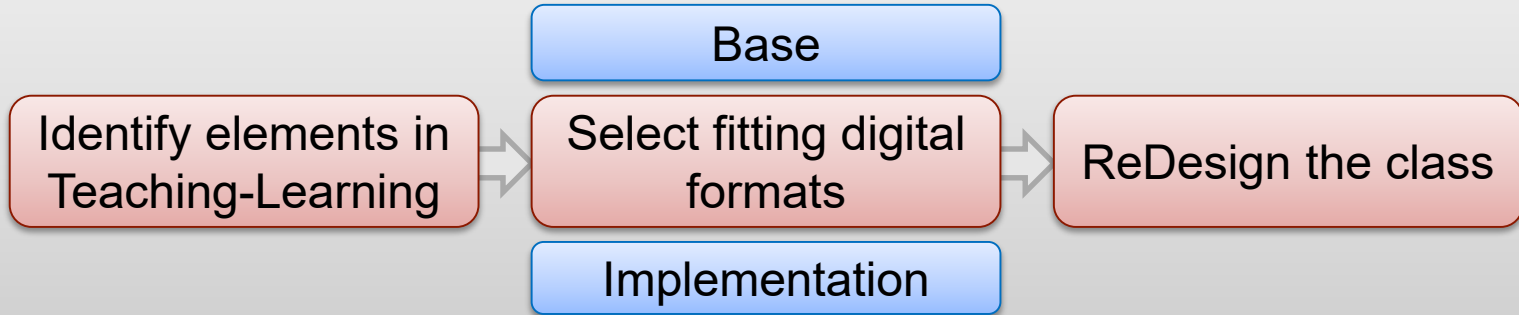




Example for implementation



THE APPROACH



HOW TO SWITCH YOUR CLASS EFFECTIVELY TO DIGITAL?

Supporting documents: <https://www.bergbau.tu-clausthal.de/en/sompwebinare/>



What are the challenges you see with this approach?

Write down your points in the shared notes and copy them in the shared notes in the main room.



In break-out-rooms



10
Minutes



Discuss &
Note



Advertisement: The SOMP Birthday cake/publication



Already enjoyed?

Find it here:


https://www.miningprofs.org/media/default/page/2020_SOMP_30year_Anniv_June.pdf



TU Clausthal

Challenges & Our experiences/Advice





- Q&A block now (Questions are collected also in the shared notes, in the chat or by raising your hand)
- Optional extended discussion session after the webinar



How was this Webinar in general?



all



quick



vote

- a) Very good
- b) Okay
- c) I'm not convinced
- d) Not good
- e) Don't ask :-/



Is the presented approach helpful for you?



all



quick



vote

- a) Yes, I will definitely use it
- b) Yes, I think I'm inspired
- c) Maybe, I will see
- d) No, it wasn't helpful
- e) I already knew everything



Did you feel active during the Webinar?



all



quick



vote

- a) Yes, 110% of time
- b) Yes, most of the time
- c) A bit, but not much
- d) No, I wasn't activated at all
- e) Oh..is this the alarm waking me up



Can you transfer some elements of the Webinar in your class?



all



quick



vote

a) Yes

b) No

c) Maybe

d) I'm already doing it like this



How was the work in the break out rooms?



all



quick

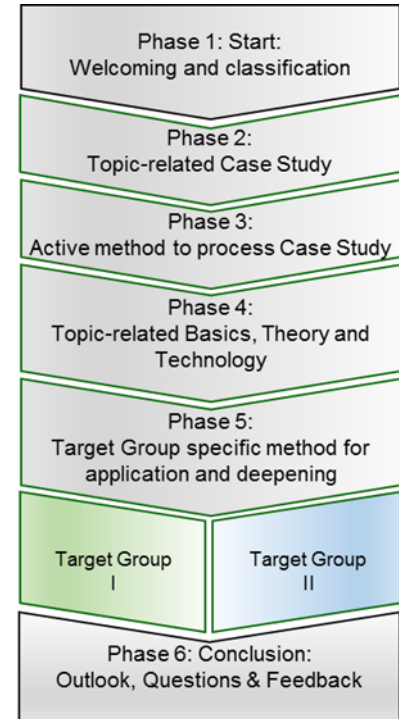


vote

- a) Very good
- b) Okay
- c) No outstanding
- d) Not good
- e) Don't ask :-/


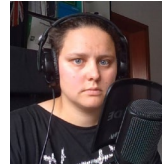
What have we done?

1. Introduction / *Rules*
2. *Case study on teaching situation*
3. **Poll on situation**
4. Input on redesigning the class
5. **Discussion on challenges and needs**
6. **Conclusion**
 1. **Q&A**
 2. **Evaluation**
 3. Summary
 4. End



Thanks for your contribution and the opportunity

- Extended discussion after the end here
- Supporting documents, slides and record → <https://www.bergbau.tu-clausthal.de/en/sompwebinare/>



Contact:

Angela Binder (abi09@tu-clausthal.de)

Thanks for your feedback and questions



Glückauf!